


Witchford Parish Plan 2007 Village Survey Data



INTRODUCTION

This document is a summary of the data obtained from the Witchford village survey carried out in 2007. It provides supporting data for the Parish Plan Report, published in June 2008. There are two sections – the first is a compilation of the comments that people included when filling in the survey. These have been rationalised and edited in order to fit into the available space. The second section consists of the summary report generated by the on-line survey software. This is included as-is, so does contain some small anomalies. If you would like to view the complete raw data from the survey, this is also available for download from www.witchford.org.uk.

If you require any further information about the Witchford Parish Plan, please email us at parishplan@witchford.org.uk.

Witchford Parish Plan Steering Group

June 08

BIG ISSUES

Issue	Details / examples	No. of responses
Speeding & traffic	Traffic calming; traffic cutting through village	74
Over-development of the village	Keep village separate from Ely; no more houses;	65
Waste disposal	Re-cycling; wheelie bins; proposed waste centre	62
Crime & local police presence	Vandalism; visibility of policing; graffiti; noisy motorcycles; anti-social behaviour	41
Post Office	Keep the Post Office	40
More shopping facilities	Grocery store;	35
Schools	High standards of education; Rackham school places; pre-school places	34
Teenage facilities		35
Mereham	Concerned about impact Mereham will have on community and Ely (traffic etc.);	31
Public transport	Bus services; more services; cheaper fares	29
Healthcare	Surgery facilities in the village	29
Environment	Open spaces; footpaths; grass cutting; wildlife	28
Community spirit	Keep a village community spirit going	18
Affordable housing		16
Litter & Graffiti		13
Parking	At school time; on grass verges	11
Dog fouling		9
Council tax	High Council Tax charges; keeping council services	6

Other items, mentioned fewer than 5 times each:

Maintenance of pavements
 Seating in public areas
 Broadband speed
 Planning process
 Facilities for elderly (lunch club etc.)
 Street light Granta Close/Main St. & Ward Way/Main St. and also Sutton Road
 Extra post box (near Manor Court)
 Increasing cut through traffic
 Some sort of scheme of skill sharing
 Pedestrian crossing near Manor Court Road
 Cashpoint in village useful
 Monitoring of anti social neighbours
 More local employment / businesses
 Cycle Paths
 Noisy bikes & scooters; noise from traffic in general
 Noise levels at Social Club
 No fireworks after a certain time

Traveller sites
 Mobile library to enter Cathedral View Park
 Downgrade Sandpit Lane
 Improve infrastructure to keep pace with changes in the area
 Pedestrian safety near Rackham school
 redistribution of funds to support action not salaries
 Safe routes to school
 Stable & reliable electricity supply
 College to take more responsibility for parking and litter
 Plastic container emptied more often
 More car sharing between mothers at school time
 Improved junction at Grunty Fen to make crossing safer
 Lighting on cycle route Ely > Witchford
 Proportionality - small-scale development for both domestic and business.
 Sports facilities
 Safety for children / safe play areas

WHAT OTHER SHOPS WOULD YOU USE, IF THEY WERE MADE AVAILABLE?

We expect to use the library when retired
 PO should stock more everyday items rather than pet food
 Mobile library should be advertised more and stop a times that do not clash with other activities i.e. school run time

I use handyman/repair services, painting and decorating services and electrical services in Witchford and home cleaning service and chiropodist
 Newspaper delivery
 Need times for fish and chip van, papers shop common road

TRAFFIC CALMING

- Red Road like Horningsea
- Please no Speed bumps!
- Police speed traps!!!
- Stop the mayhem of parents parking in front of school - should park away and walk! and immediate area
- Why is it you can park on pavements in Briars End and other parts of Witchford but not in Church View. Parish council - get it sorted.
- it would be nice to have the whole village a 20mph speed limit, but if that is not possible the Wilcon estate made a 20mph limit.
- I would like to see cars not parking on the main road from the pub, Why do they not use the car park at the back
- Entrance gates like Horningsea and road colour like Horningsea are brilliant. (warm and friendly outlook to village) but barriers at village entrance like at Cottenham and Dry Drayton are terrible - dangerous to oncoming traffic. Bumps are damaging for cars - threat to visitors. Please don't spoil our village with traffic calming measures such as bumps, chicanes etc. We have to live here. Please no stupid roundabouts (like at Cottenham and Dry Drayton) where cars emerging from side roads have right of way – e.g. please no bright idea to put roundabout at Grunty Fen Road.
- Witchford has a bypass but the traffic and its speed through the village is still unacceptable. Drastic measures are required to deal with the problem. Then and only then will Witchford return to a peaceful village. The bypass is just a racetrack. Surely 2 strategically placed speed cameras would have some effect. The police who occasionally check traffic with their speed camera is a total waste of money, most drivers can see them ahead so they slow down so the next day what's changed.
- There is a flashing 30 mile sign in entrance to village and even when most cars set it off they don't slow down! I think some thing needs to be done so car drivers cant get away with going fast !
- As the Health Visitor for the village and surrounding villages, I am concerned at the speeding through the village. The fact that people ignore the 20 mph signs at school times; the number of parents in the village who take children to school in the car;
- 4 x 4 vehicles are a nuisance especially on the school run twice a day. They back up your drive and the sheer weight of the vehicle is ruining the surface and also breaking the curb on the opposite side of the road. They just don't care.

WASTE & RECYCLING

- Wheelie bins not suitable for my terraced house. There should be more flexibility with recycling and we should be able to recycle more. I use the refuse tip (Grunty Fen) in preference to roadside recycling.
- How about recycling and brown sack collection every week and black sack collection every fortnight?
- Any communal recycling points (as in Manor Court Road) should be sited away from residential properties. As regard to different recycling facilities in Witchford my opinion would change if suitable site could be found and once in situ be managed properly
- Plastic bottle bank need emptying more often
- 1. Community composting scheme. 2. Allotments 3. No need for a newspaper bank as scouts collect.
- 1. More grant aid for energy efficiency 2. Alternate week rubbish collection trial should be retained - no problems.
- No room for wheelie bins in small households
- Would favour fortnightly refuse collection if had wheelie bins plus weekly recycling collection and collection of plastic
- Will welcome plastic recycling kerbside next year
- Plastics should be collected
- Need to do kerbside collection of more products e.g. plastic, non shredded paper and cardboard
- Weekly black bag collection is fine. Approve of extra recycling facilities but concerned about the extra traffic this will cause
- Yes to wheelie bins and weekly recycling with more bins / boxes. Brown sacks are a waste of time - always losing bottoms.
- Welcome return of weekly black bag collection
- Previous experience of wheelie bins was a nightmare
- Has the county council considered locating the waste recycling centre next to the Sutton power station so that incineration and power generation can be combined?
- For rubbish collection - educate the collectors - leaving glass just because it was not in separate bags but in black bin is plain stupid.
- I think that the waste/recycling collection needs to be sorted out once and for all (brown sacks weekly, black sacks/other waste fortnightly).
- No recycling centre in Witchford please.
- The black bags every other week was perfect and brown bags every two weeks is alright. This system made people recycle more. Additional recycling - Please don't put them up Manor Court Road
- I have always recycled but we need bin collection and recycling combined and collected weekly.
- Should have free brown sacks rather than having to pay as never seem to get them back due to bad weather
- 1 day every six months for kerbside collection of large items ie fridges, TVs - wood - old furniture - kettles - toasters - it might stop fly tipping

LITTER

The village college should be asked to do a big project concerning litter in the village. The children need to be aware that they personally are not exempt from dropping litter in the village. They are the main culprits every morning and evening. The passage alongside our houses is strewn with their litter after they have passed by. I do not see why they cannot be taught to be more considerate to the lady who cleans up the village and keeps it nice for us.

There are hardly any litter bins, loads of poo bins- there are more people than dogs

Litter bins need regular emptying.

A change in behaviour to use existing facilities or take litter home.

Only other solution is increase times litter is collected. Existing scheme is very good.

On the spot fine and public naming of offenders – get tough

Dog bin at top of Field End

Dog owners should pay for bins.

Citizens' arrest

Extra bins around the social club

Information on child blindness put up with £1000 fine warning (dog muck)

Organise groups and volunteers to clean up

Educate the college students

I expend a lot of effort picking up litter from the green in front of my house. I suspect there are others who do the same in other areas of the village. It is a very unpleasant task, especially without equipment.

Paid litter pickers

Higher penalties (fines)

Sign at village entrance; charity litter pick to raise funds for swimming pool

Penalties enforced

Dog poo bins are poor design

if people wanted to use them they would make an effort

WHAT CLUBS OR ACTIVITIES WOULD YOU LIKE TO PARTICIPATE IN?

Adult choir

Afternoon over 60s club / Over-55s club

Art club - drawing/painting

Book/reading club

Calligraphy & Card-making

Community tea/coffee session

Craft club

Dog training

Family clubs or activities

Fen mountain rescue team

Film making

Gardening club

Indoor games, crafts etc.

Language courses

Line dancing

Night School -Practical Skills

Photography club

Scrabble club.

Slimming /Yoga/Pilates/Keep-fit clubs

Talks about local history and social history.

Tumble tots

Youth Activities 10 - 16

Archery

Bowls

Badminton

Crazy golf

Cricket

Curling

Fencing

Ice skating / Roller skating

Shooting

Snooker

Squash club

Tennis

Walking group

More activities in Manor Court social/community room

Would like more info on the services that the college provides

Already involved in clubs like Rotary that are established in Ely and do not feel they would benefit the people or village by forming them solely within the village

WHICH CRIMES AND ANTI-SOCIAL BEHAVIOUR CONCERN YOU?

There have been 2 reported thefts within 200 yards of our home, otherwise we have experienced a peaceful village in respect of the listed items.

Not enough police patrols / no village policeman

Gangs late at night

Groups of youngsters – hanging around at night

Fouling of green areas by dogs

Use of recycling bins area as a public convenience

Misuse of litter bins - i.e. doggie bags deposited in them

Mugging and drunkenness would concern me if I had experience/knowledge of it - hopefully it doesn't happen

Littering, particularly at the college

Nuisance neighbours

Car crime and burglary

Travellers

Graffiti

Fly tipping

Speeding

Emptying rubbish bags in garden

Teenagers causing damage to playparks

Burglary & car theft

Noise disturbance at night

A growing trend of acceptable drug abuse amongst young people who 'hang out' in certain areas of the village.

Noise from Social Club can often be a problem into the early hours

HOW COULD ACCESS TO HEALTHCARE BE IMPROVED?

A surgery or health centre in the village (More than 20 mentions)

Part-time or mobile surgery with a nurse (More than 10 mentions)

Collection & drop-off service for prescriptions

Community bus link to local surgeries

Improved bus services generally, especially in evenings

Dial a Ride

Availability of NHS dentist

Less houses being built in Ely and more doctors

Emergency health care could be improved by setting up a

MAGPAS First Responder group, working with the Ambulance

Make it possible to get a non urgent appointment

Volunteer driver scheme

Full Hospital Service in Ely

Dual carriageway A10

More user friendly appointments system at local surgeries

Not having to go to Haddenham, could not get on Ely list

Build health centre instead of recycling centre

Out of hours healthcare is abysmal

Out of hours service at your own health centre

Being able to register at St Mary's surgery

Accident and emergency facilities at Princess of Wales hospital

Better transport to Addenbrookes and Princess of Wales

Access to GP services very poor and difficult.

Out of hours services impossible to get but needed.

Improved availability of home helps for post-operative patients

More available appointments at doctors surgery

Evening & weekend appointments – easier access out of hours

Easier way of getting repeat prescriptions

More health care available at Princess of Wales hospital

More local doctors and NHS dentists - increased population is

placing a strain on services

Contact own doctor's surgery for out of hours treatment

More flexible appointments running to time

Stop interfering with and changing doctor's contracts so that they want to work

Having the same doctor consistently

Cease using funds for administration - fund hands on staff instead

Multi surgery sessions on a Saturday for flu jabs in village hall

PLANING APPLICATIONS

Earlier publication of applications

Appropriate process to relate to development size.

Voting system for villagers

Planners could actually listen to opinions – ie Wilcon estate

Less paperwork/bureaucracy

Proportionality of new extended or remodelled buildings and colour especially brick and roof materials is important. It seems that this basic consideration could be given more weight.

Witchford make decisions

Give villagers notice to investigate before meeting to make decisions.

Not make decisions before consulting the village i.e. site of the waste tip on Pools Road

The Parish Council need to be up to speed on proposed planning !!

Quantitative criteria as opposed to opinion (subjective)

Parish Councils to have the final say

Talk to the people of Witchford

Involvement from residents

Inconsistencies when approaching neighbours affected by planning applications; planning enforcement weak; applicants appear to have more rights than those affected

Be more open and listen to the views of the people affected.

More information and vote

Questionnaires to all residents

Local planning matters must be left in the hands of local people not national government

More information to general public as to what future plans are likely No government override for Mereham

View plans on the Internet instead of within working hours only

More control after permission granted to ensure build to plans

Planning for areas that affect Witchford but outside parish should not be pushed through without consulting in Witchford e.g. New household waste site proposed

The parish should have a greater influence of the outcome of planning matters as they know the area better

More open, honest & up front from the onset

Quicker with lower costs

Consultation with local residents at a very early stage in the process - at present consultation exercises seem to be carried out merely for PR purposes when planning is already well advanced Should be one simplified process with clear transparent instructions and no jargon

Check the plans as to what is actually being built before it's too late

Better communication; proper consultation; pragmatic approach

Local people likely to be affected should be individually written to

Effect on lives of those living nearby should be given more consideration

East Cambs should take more notice of the people who live in the area concerned, instead of just over-riding the local people

More info for residents More time to respond

Takes notice and due weight to our opinions

Availability of plans outside normal working hours, e.g. Saturdays

More consultation with public

By involving the people affected by the proposals

More consultation with residents before decisions made

Greater and more effective enforcement.

By taking more notice of the village inhabitants

Canvas residents opinions before embarking on major schemes

Better communication with the public - it is appalling

Access to information (perhaps in the Witchfordian).

The Parish Council and residents should be informed of planning issues adjacent to (but outside of) Witchford

Note should be taken of views opposing County and District

Council planning proposals, which should not be a 'fait accompli'.

More transparency

People concerned need to know about planning and need to know what they are doing!

Better information

Infills have been haphazard. eg House ruined because the new one built next to it was too close. New houses up Sutton Road are too close to the pavement.

Parish council opinion completely accepted by higher councils

By implementing a "who could" be consulted instead a "who has to be" culture.

GENERAL COMMENTS

- We are now reaching our first year of living in Witchford. I think on the whole the village is well kept, friendly and I have no complaints. The walks are great and well posted. The village is clean and well kept. Well done and thank you.
- I think the village is great and my family and friends agree. They love the community atmosphere and the service we get from Shelley at the Post Office.
- Footpaths - well done. Keep up the good work.
- I love Witchford! moved from Oxfordshire 6 months ago.
- Hopefully it will stay a pleasant village without over-development, vandalism or litter
- Witchford is a wonderful place to live as a family. It has some essential services and a peaceful, green environment. This should be preserved by insuring that any house building is small in nature and allows green spaces to remain. Rackham Primary is already oversubscribed and access to GP surgeries is limited. After losing several mature trees in the village recently, an effort should be made to retain the remaining trees and replace others
- Witchford is a great place to live, we have a great primary school (although it is bursting at the seams) and I think that it is a relatively safe place to live and bring up children. I think that there are loads of clubs/activities, although these need to be advertised more widely as I am sure that many people here do not realise that there is such a wide range of activities available. Some of the planning decisions baffle me (most recently the two new detached houses in front of the school are completely inappropriate) although this may be East Cambs who gave this the OK. Are there any other facilities (such as tennis courts or swimming pool) at the Village College which could be opened up to the residents? I don't think that there should be a specific youth facility built as we have a number of places in the village which could be used as a base for this. I am sure that Rackham school and the Village College would like to make further community use of their buildings.
- I have lived in Witchford for 29 years and the village has become home and I value it the way it is now. The bypass has made meeting other villagers walking in the village much easier and cycling less hazardous than previously. There are many amenities which I feel are making important contribution to the excellent village 'atmosphere'. The schools, sports, church and chapel, the hairdressers, the pub and the garage - but the one that is so much at the centre of village life is the post office, which currently gives such an excellent service. Village life would be less than complete without it. The biggest threat to our village is the proposed development of Mereham. its effects would be overwhelming for Witchford, other Cambridgeshire villages and Ely itself. I feel it would precipitate a downward spiral of declining quality of life in this part of Cambridgeshire.
- Witchford is a very nice village. I hope the changes that happen have very little impact as it would be tragic to lose this.
- I am disappointed that this questionnaire does not give a full rounded picture. It has been quite difficult to answer. It also seems to be biased towards St. Andrews church - there are many other different religions - why not a question asking if people would like to see an alternative to St. Andrews and the Baptist chapel? The recycling section implies that everyone wants to go back to the weekly collections. I personally do not see the point other than to employ Cleanaway (or whoever) for 52 weeks per year rather than 26 weeks on black bag removal and increase the council tax accordingly. I would like to see that any Witchford planning proposal is agreed so long as the developer makes provision for recycling bins and a lockable storage facility to contain the bins, a waste disposal unit in the kitchen and a limitation on the number of vehicles registered to the property residents. I would like to see ECDC also take on these three points in order to support a reduction on waste from individual households, ownership of recycling instead of "can't be bothered, I have no space etc etc" ethos and an enforceable reduction in the number of vehicles would make people think about their transport options. If people cannot cycle there is always the moped option or the electric car or public transport if it can be improved
- Questionnaire far too long. Some areas difficult to answer, especially housing and development.
- There are far too many questions in this questionnaire. It would be better to have smaller questionnaires and more of them, each directed at a specific concept.
- We are both a bit confused about what the survey is trying to achieve - what is the main objective?
- How much did preparing, distributing and collecting this survey cost? Surely this cost could be better spent on making current services actually work
- The money and time spent on this would have better been spent on traffic calming measures on Main street. This survey is just another cynical attempt by this government to try to appear more democratic I expect this will just sit on a shelf gathering dust because they will say there is not enough money. Same old story - nothing will change!
- The questions are highly subjective and designed to push people in a single direction.
- I use professional researchers and do research myself regularly and I think the survey questions have in part remained skewed and amateurish. eg Question 68 options are completely daft-how can you report findings publicly, as the options suggest, without pulling them together in a report?!! What I would object to is any costs of publication, as it would be low calibre and wouldn't be a good use of public money.
- Better Internet / broadband services are required, this would benefit local business and the school as well as private homes and encourage people to work from home. The Parish should implement energy saving on Parish buildings to lead by example and offer residents advice on how to improve their own carbon footprint. The Energy Saving Trust would come and do a free talk and advice session for the village
- More advice on where it is possible to walk dogs off lead in and around the village not including Alderforth set aside. More information in Witchfordian on people's hobbies. Set up a scheme whereby household jobs are paid for by service and not money eg 1 hours gardening for 1 hours house cleaning - 1 hour work from an electrician for 1 hours work from a plumber etc.
- As the school is already full we have to limit the amount of new housing in the village. I feel we will need more one bedroom properties to allow our children to live in the village as I do not think there is enough at the moment
- Please don't take it the wrong way but.... the post office is great if you are an animal. I only use my car once a week for a big shop the rest of the time I use the post office , but most of the time there's no bread or milk and there seems to be more pet food in there than any thing else. The staff are great, but if it was a mini food store it would be brill as well as post office .
- I work at Addenbrookes and there is no affordable way to get there except private car especially working shifts.



Witchford Parish Plan - 2007 Village Survey

1. How many people including children normally live in your household? Enter Number		
		Response Count
		530
<i>answered question</i>		530
<i>skipped question</i>		0



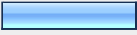

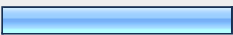


2. Did you have any difficulty getting your children into the school of your choice? If so, please explain below.			
		Response Percent	Response Count
Not applicable (no school age children)		69.9%	311
No difficulty		26.3%	117
Yes (please specify)		3.8%	17
<i>answered question</i>			445
<i>skipped question</i>			85



3. Enter the number of children under 18 in your household who attend the following: Enter number in the box				
		Response Average	Response Total	Response Count
Children too young for school		0.77	10	13
Rackham Pre-school		1.03	35	34
Rackham Primary		1.21	74	61
Witchford Village College		1.30	65	50
Sixth Form College		0.89	24	27
Children too young for school		0.93	26	28
Other		1.18	26	22
<i>answered question</i>				150
<i>skipped question</i>				380










4. Because of parish boundaries, many of you reading this are not, in a manner of speaking, "part of Witchford". For example the northern side of Sutton Road is in Wentworth; part of Bedwell Park is in Wilburton; Alderforth Farm is in Ely. When boundaries are next adjusted, what do you think is the best option:

		Response Percent	Response Count
Leave the boundaries as they are		21.8%	102
Adjust the boundaries to include all the area recognised as Witchford village		78.2%	365
		<i>answered question</i>	467
		<i>skipped question</i>	63

5. What age group do you belong to?






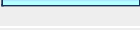
		Response Percent	Response Count
11-17		6.0%	32
18-24		2.6%	14
25-39		18.9%	100
40-54		23.8%	126
55-69		32.5%	172
70-84		14.2%	75
85+		2.1%	11
		<i>answered question</i>	530
		<i>skipped question</i>	0

6. Are you...?			
		Response Percent	Response Count
Male		46.4%	246
Female		53.6%	284
		answered question	530
		skipped question	0

7. If you are in employment, where do you work?			
		Response Percent	Response Count
Witchford (including Lancaster Way)		12.6%	45
Ely / East Cambs		23.6%	84
Cambridge & surrounding area		27.8%	99
St. Ives / Huntingdon		2.5%	9
Newmarket		1.7%	6
Peterborough		0.8%	3
London		1.7%	6
Work from home		10.4%	37
Other (please specify)		18.8%	67
		answered question	356
		skipped question	174







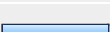

8. What do you use your car for?					
	Often	Occasionally	Never	Don't have a car	Response Count
Work	70.4% (247)	11.1% (39)	8.8% (31)	9.7% (34)	351
School	12.0% (29)	18.3% (44)	60.2% (145)	9.5% (23)	241
Shopping	72.6% (323)	19.8% (88)	1.6% (7)	6.1% (27)	445
Social & leisure	60.5% (265)	30.8% (135)	2.5% (11)	6.2% (27)	438
Getting to health services	50.2% (209)	41.8% (174)	1.9% (8)	6.0% (25)	416
Other (please specify)					21
answered question					489
skipped question					41

9. If you use the bus in Witchford, what do you use it for and how often?					
	Often	Occasionally	Never	Rating Average	Response Count
Travelling to school	1.6% (4)	4.1% (10)	94.3% (232)	2.93	246
Shopping in Ely	12.1% (43)	22.0% (78)	65.8% (233)	2.54	354
Shopping in Cambridge	9.8% (32)	18.0% (59)	72.2% (236)	2.62	327
Visiting doctor, hospital etc.	7.9% (25)	12.6% (40)	79.5% (252)	2.72	317
Travelling to work	4.4% (12)	8.0% (22)	87.6% (241)	2.83	275
To link with other public transport services	6.3% (18)	22.4% (64)	71.3% (204)	2.65	286
Other (please specify)					11
answered question					388
skipped question					142



10. What would encourage you to use the bus more?				
			Response Percent	Response Count
Unlikely to use the bus			43.3%	201
More frequent service			41.6%	193
Improved access onto the buses			6.3%	29
Better information on time			24.6%	114
More destinations			24.6%	114
Car parking charges in Ely			19.2%	89
			Other (please specify)	49
			answered question	464
			skipped question	66











11. What would most encourage you to use the following transport services?						
	More information	Lower costs	Better availability	Unlikely to use the service	Response Count	
Private taxis	3.6% (14)	43.8% (168)	2.9% (11)	49.7% (191)	384	
Dial-a-ride	16.0% (62)	3.6% (14)	3.4% (13)	77.1% (299)	388	
Hospital car service	14.0% (54)	0.8% (3)	7.3% (28)	78.0% (301)	386	
Car share	10.6% (38)	0.8% (3)	7.2% (26)	81.4% (293)	360	
					answered question	421
					skipped question	109

12. What would encourage you to cycle more in and around Witchford?

		Response Percent	Response Count
I'm not a cyclist		43.5%	207
A more extensive cycle route network		42.2%	201
Lower traffic speeds		15.3%	73
Less traffic		18.5%	88
Traffic calming		10.1%	48
Cycle path between Wentworth and Witcham Toll		22.5%	107
Improved street lighting		14.9%	71
Other (please specify)		5.7%	27
		answered question	476
		skipped question	54

13. Should there be more crossings for pedestrians?

		Response Percent	Response Count
Present crossings are adequate		73.5%	342
There is a need for more crossings (please specify)		26.5%	123
		answered question	465
		skipped question	65

14. Which of the following traffic speed control measures would you support in Witchford?			
		Response Percent	Response Count
40 mph zone at village perimeter		25.7%	124
Reduce the speed limit from 30 to 20 mph throughout the village		26.8%	129
Permanent 20 mph speed limit fronting Rackham school		51.2%	247
Permanent 20 mph speed limit through Victoria Green to Field End		28.6%	138
Entrance gates to village		19.3%	93
Speed bumps		17.0%	82
Chicanes		9.8%	47
Mini-roundabouts		6.4%	31
Resident-operated speed watch scheme		13.1%	63
None of the above		13.7%	66
		answered question	482
		skipped question	48

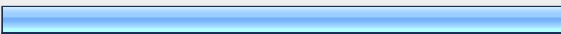


15. What kind of open space management would you like to see in Witchford?









	Grass cut frequently	Grass cut occasionally	"Managed natural"	Rating Average	Response Count
Victoria Green	79.8% (301)	15.9% (60)	4.2% (16)	1.24	377
Ward Way	59.3% (175)	34.6% (102)	6.1% (18)	1.47	295
Common	49.3% (167)	38.1% (129)	12.7% (43)	1.63	339
Playing fields	84.6% (314)	14.0% (52)	1.3% (5)	1.17	371
Millennium Wood	12.1% (42)	21.0% (73)	66.9% (232)	2.55	347
Sandpit Drove	16.7% (50)	36.3% (109)	47.0% (141)	2.30	300
Village sign green	66.0% (243)	29.3% (108)	4.6% (17)	1.39	368
Roadside verges	61.3% (246)	33.9% (136)	4.7% (19)	1.43	401
Elm Close	61.1% (182)	33.2% (99)	5.7% (17)	1.45	298
Manor Close	66.4% (202)	29.3% (89)	4.3% (13)	1.38	304
			Other (please specify)		41
			answered question		458
			skipped question		72










16. How important is it to you to maintain undeveloped 'green corridors' between Witchford and its surrounding countryside?

	Very important	Fairly important	Not important	Rating Average	Response Count
Ely Road (the approach into Witchford from Ely)	76.9% (359)	18.8% (88)	4.3% (20)	1.27	467
Grunty Fen Road	70.7% (312)	22.9% (101)	6.3% (28)	1.36	441
Broadway/Sandpit Lane (off Main Street)	65.4% (257)	27.7% (109)	6.9% (27)	1.41	393
Footpath 1 (off Main Street near to Witchford House)	71.9% (281)	22.3% (87)	5.9% (23)	1.34	391
Bedwell Hey Lane (leading to the airfield)	66.5% (272)	24.9% (102)	8.6% (35)	1.42	409
Dunhams Lane (off Sutton Road)	63.8% (238)	26.8% (100)	9.4% (35)	1.46	373
New Drove (off Sutton Road)	63.7% (230)	28.0% (101)	8.3% (30)	1.45	361
			Other (please specify)		17
	answered question				474
	skipped question				56

17. How important to you are the trees, wild flowers, birds and other animals of the countryside in and around Witchford?

		Response Percent	Response Count
Very important		79.5%	399
Important		17.5%	88
No opinion		3.2%	16
	answered question		502
	skipped question		28



18. What would encourage you to visit the Millennium Wood?			
		Response Percent	Response Count
Already visit the wood		29.4%	140
More information on what it can be used for		41.6%	198
Gates left open		10.3%	49
Entrance signboard		33.4%	159
Picnic benches		27.1%	129
More frequent path mowing		19.5%	93
Link to existing footpath system		33.2%	158
None of these - unlikely to visit		13.9%	66
		answered question	476
		skipped question	54

19. What would encourage you to use the public footpaths and bridlepaths in and around Witchford?			
		Response Percent	Response Count
More information on the routes		51.6%	246
Better signposting and waymarking		47.0%	224
Fewer styles and other obstacles		9.9%	47
More maintenance		18.9%	90
More guided walks		9.2%	44
Less fouling by dogs		35.4%	169
More Permissive Paths		13.0%	62
Already use the footpath system		35.4%	169
Unlikely to use the footpath system		10.9%	52
		answered question	477
		skipped question	53



20. Do you consider noise in Witchford to be a problem?					
	Yes	No	No opinion	Rating Average	Response Count
From traffic in general	16.4% (74)	75.1% (338)	8.4% (38)	1.82	450
From motorbikes	36.7% (164)	56.4% (252)	6.9% (31)	1.61	447
Rowdiness	9.7% (40)	80.0% (329)	10.2% (42)	1.89	411
Children's play areas	4.0% (16)	83.5% (334)	12.5% (50)	1.95	400
Schools	3.3% (13)	85.1% (331)	11.6% (45)	1.96	389
			Other (please specify)		46
			answered question		477
			skipped question		53

21. Do you consider street lighting in Witchford is:				
	Yes	No	No opinion	Response Count
Generally adequate	91.6% (404)	6.1% (27)	2.3% (10)	441
Generally inadequate	30.3% (47)	61.9% (96)	7.7% (12)	155
A cause of light pollution	17.6% (26)	66.2% (98)	16.2% (24)	148
			answered question	481
			skipped question	49

22. What do you think could be done to improve Witchford's environment?		Response Count
		124
	answered question	124
	skipped question	406

23. Do you want more information on how to improve your energy efficiency?				
			Response Percent	Response Count
Yes			37.1%	167
No			63.1%	284
<i>answered question</i>				450
<i>skipped question</i>				80

24. What renewable energy and conservation measures would you support if they were introduced to Witchford?				
	Yes	No	No opinion	Response Count
Wind turbines on private houses	33.8% (133)	52.4% (206)	13.7% (54)	393
Solar panels on private houses	77.6% (330)	9.6% (41)	12.7% (54)	425
A wind farm near Witchford	45.9% (192)	46.2% (193)	7.9% (33)	418
Energy saving in the home	91.1% (399)	1.6% (7)	7.3% (32)	438
Other (please specify)				14
<i>answered question</i>				479
<i>skipped question</i>				51

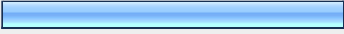

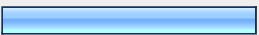


25. Does rainwater drainage need to be improved anywhere in the village?				
			Response Percent	Response Count
Don't know			89.7%	313
No			10.6%	37
Yes (please specify)				138
<i>answered question</i>				349
<i>skipped question</i>				181

26. What are your views on the waste collection system?				
	Yes	No	No opinion	Response Count
Present system is adequate	55.6% (202)	40.5% (147)	3.9% (14)	363
Should have wheelie bins	48.5% (190)	44.9% (176)	6.6% (26)	392
Black sack collection every week	81.3% (347)	14.8% (63)	4.0% (17)	427
More information is needed on waste collection	40.1% (125)	49.0% (153)	10.9% (34)	312
Should be more kerbside recycling	77.7% (279)	14.2% (51)	8.1% (29)	359
Brown sack collection every week	59.5% (229)	34.5% (133)	6.0% (23)	385
	answered question			488
	skipped question			42

27. Would you support the introduction of or additional recycling facilities in Witchford?							
	Strongly in favour	In favour	No strong opinion	Have reservations	Definitely not	Rating Average	Response Count
Clothes bank	22.6% (97)	26.7% (115)	22.1% (95)	15.1% (65)	13.5% (58)	2.70	430
Plastic bottle bank	43.1% (190)	31.5% (139)	8.8% (39)	7.0% (31)	9.5% (42)	2.08	441
Juice carton bank	35.7% (148)	23.9% (99)	19.3% (80)	9.9% (41)	11.1% (46)	2.37	414
Aluminium foil bank	28.0% (116)	24.6% (102)	27.1% (112)	10.1% (42)	10.1% (42)	2.50	414
Bottle bank	38.3% (165)	25.8% (111)	14.4% (62)	8.6% (37)	13.0% (56)	2.32	431
Can bank	37.3% (155)	24.5% (102)	15.9% (66)	9.1% (38)	13.2% (55)	2.37	416
Garden waste skip	28.4% (117)	17.5% (72)	15.5% (64)	15.0% (62)	23.5% (97)	2.88	412
Newspaper bank	28.1% (117)	20.7% (86)	17.1% (71)	10.3% (43)	23.8% (99)	2.81	416
Bank for Waste Electrical & Electronic Equipment (WEEE), such	26.5% (109)	19.4% (80)	14.3% (59)	17.2% (71)	22.6% (93)	2.90	412

as kettles, phones and computers							
	<i>answered question</i>						461
	<i>skipped question</i>						69

28. How do you consider the provisions in Witchford for:					
	Adequate	Not adequate	No opinion	Rating Average	Response Count
Litter bins	52.5% (249)	34.8% (165)	12.7% (60)	1.60	474
Dog poo bins	45.5% (206)	32.2% (146)	22.3% (101)	1.77	453
Litter picking	67.3% (305)	17.2% (78)	15.5% (70)	1.48	453
	<i>answered question</i>				483
	<i>skipped question</i>				47

29. How do you think we should address the problem of dropped litter and footpath/pavement fouling?			
		Response Percent	Response Count
More litter bins		48.4%	215
More dog poo bins		42.3%	188
More prohibition signs		35.8%	159
Hot line to report offenders		32.7%	145
More publicity/education		53.8%	239
	Other (please specify)		42
	<i>answered question</i>		444
	<i>skipped question</i>		86

30. How often do you use or attend the following social facilities?					
	Often	Occasionally	Never	Rating Average	Response Count
Village Hall on Bedwell Hey Lane	5.8% (27)	48.8% (229)	45.4% (213)	2.40	469
St. Andrew's Hall	5.0% (23)	40.4% (187)	54.6% (253)	2.50	463
Baptist Church	4.5% (20)	11.6% (52)	83.9% (375)	2.79	447
All weather pitch at Rackham school	1.6% (7)	7.2% (32)	91.2% (404)	2.90	443
Fitness Suite at the college	5.2% (23)	10.1% (45)	84.7% (377)	2.80	445
Community Education at the college	1.8% (8)	14.6% (64)	83.6% (366)	2.82	438
	<i>answered question</i>				480
	<i>skipped question</i>				50

31. Which sports and social activities do you attend? See question 32 for activities for your children aged up to 11 and question 61 in the 'Youth' section for activities for 11-18 year olds.				
	In Witchford	Outside Witchford	Do not attend	Response Count
Fitness club	8.3% (30)	13.9% (50)	77.8% (280)	360
Swimming pool	1.1% (4)	38.5% (144)	60.4% (226)	374
Football club	5.4% (19)	5.9% (21)	88.7% (314)	354
Badminton club	3.4% (12)	1.7% (6)	94.9% (332)	350
Cricket club	0.6% (2)	4.6% (16)	94.8% (329)	347
Golf club	0.6% (2)	8.0% (28)	91.5% (322)	352
Bowls club	1.7% (6)	2.5% (9)	95.8% (340)	355
Squash club	0.6% (2)	4.0% (14)	95.4% (334)	350
Tang Soo Do	1.7% (6)	1.1% (4)	97.1% (339)	349
Riding	2.8% (10)	1.1% (4)	96.0% (337)	351
WADS	9.5% (33)	1.2% (4)	89.3% (310)	347
	Other (please specify)			40
	<i>answered question</i>			399







32. If you have children aged up to 11, which sports and social activities do they attend? See question 61 in the 'Youth' section for activities for 11-18 year olds.












	In Witchford	Outside Witchford	Do not attend	Response Count
Swimming pool	15.1% (13)	61.6% (53)	23.3% (20)	86
Football club	32.5% (26)	6.3% (5)	61.3% (49)	80
Cricket club	2.6% (2)	5.3% (4)	92.1% (70)	76
Golf club	0.0% (0)	9.2% (7)	90.8% (69)	76
Tang Soo Do	5.2% (4)	2.6% (2)	92.2% (71)	77
Rainbows	0.0% (0)	0.0% (0)	100.0% (76)	76
Beavers	5.2% (4)	0.0% (0)	94.8% (73)	77
Cubs	10.1% (8)	3.8% (3)	86.1% (68)	79
Brownies	23.2% (19)	1.2% (1)	75.6% (62)	82
Riding	3.9% (3)	0.0% (0)	96.1% (73)	76
WADS	16.0% (12)	1.3% (1)	82.7% (62)	75
			Other (please specify)	23
			answered question	90
			skipped question	440



33. What clubs or activities would you like to participate in, if they were made available in Witchford?

	Response Count
	73
	answered question
	73
	skipped question
	457

34. How often do you attend religious services in Witchford?						
	Every week	About once a month	Festivals & special services	For baptisms, weddings & funerals	Never	Response Count
St. Andrew's Church	3.6% (16)	3.6% (16)	21.1% (94)	27.6% (123)	44.0% (196)	445
Baptist Church	0.5% (2)	0.0% (0)	2.4% (9)	3.5% (13)	93.6% (349)	373
Services outside Witchford	7.0% (28)	4.8% (19)	12.3% (49)	27.3% (109)	48.8% (195)	400
	<i>answered question</i>					473
	<i>skipped question</i>					57

35. What kind of services at St. Andrew's Church do you value most?			
		Response Percent	Response Count
Holy Communion Sunday service		19.3%	45
Midweek services		4.7%	11
Family services & toddler services		8.2%	19
Special theme services e.g. Harvest, Mothering Sunday etc.		44.6%	104
Weddings, baptisms & funerals		66.5%	155
Other (please specify)		8.2%	19
	<i>answered question</i>		233
	<i>skipped question</i>		297

36. What would encourage you to attend religious services in Witchford more often?			
		Response Percent	Response Count
Special services for major festivals		37.9%	58
Family services without communion		16.3%	25
Traditional Holy Communion services		13.7%	21
Evensong services		7.8%	12
Social events e.g. soup lunch		15.7%	24
Midweek services		5.2%	8
Drama in services		2.0%	3
Informal midweek services for children/teenagers		5.2%	8
Musicals		26.8%	41
Friendly welcome		23.5%	36
Other (please specify)		28.1%	43
		answered question	153
		skipped question	377

37. If there was a "Friends of St. Andrew's" to support our historic church building, would you be interested in being a part of it?			
		Response Percent	Response Count
Yes		23.7%	97
No		76.3%	313
		answered question	410
		skipped question	120

38. Have you used any of the following local health and welfare services in the last year?





	Often	Occasionally	Never	Response Count
Doctor	35.8% (156)	56.0% (244)	8.3% (36)	436
Out of hours doctors service	3.5% (13)	27.7% (104)	68.8% (258)	375
Dentist	18.0% (77)	60.7% (259)	21.3% (91)	427
Community Nurse	3.8% (13)	13.4% (46)	82.8% (284)	343
Health Visitor	1.8% (6)	7.4% (24)	90.8% (295)	325
Home Help / Community Care	0.3% (1)	1.6% (5)	98.1% (302)	308
Ambulance	1.1% (4)	8.0% (28)	90.9% (320)	352
Maternity care	3.9% (12)	3.0% (9)	93.1% (283)	304
Chiropody	3.2% (11)	7.2% (25)	89.7% (312)	348
Loan of medical equipment	1.2% (4)	5.9% (19)	92.9% (300)	323
Meals on Wheels	0.0% (0)	0.7% (2)	99.3% (303)	305
Princess of Wales Hospital	10.5% (43)	50.2% (206)	39.3% (161)	410
Minor Injuries Unit	3.6% (14)	47.2% (182)	49.2% (190)	386
Mental health services	0.3% (1)	2.4% (8)	97.3% (321)	330
Social services	1.2% (4)	3.0% (10)	95.7% (314)	328
Other NHS provided services	4.5% (14)	10.7% (33)	84.8% (262)	309
			Other (please specify)	11
			answered question	479
			skipped question	51

39. Do you have any difficulty in accessing any of the following health and welfare services?				
	Often	Occasionally	Never	Response Count
Doctor	9.0% (38)	25.1% (106)	66.0% (279)	423
Out of hours doctors service	5.7% (20)	12.1% (42)	82.2% (286)	348
Dentist	4.8% (18)	9.8% (37)	85.4% (323)	378
Community Nurse	0.4% (1)	0.8% (2)	98.7% (233)	236
Health Visitor	0.4% (1)	0.4% (1)	99.1% (223)	225
Home Help / Community Care	0.9% (2)	0.0% (0)	99.1% (213)	215
Ambulance	0.4% (1)	1.3% (3)	98.3% (231)	235
Maternity Care	0.5% (1)	1.4% (3)	98.1% (209)	213
Chiropody	0.4% (1)	0.9% (2)	98.7% (223)	226
Loan of medical equipment	0.5% (1)	0.9% (2)	98.6% (216)	219
Meals on Wheels	0.5% (1)	0.0% (0)	99.5% (213)	214
Princess of Wales Hospital	1.4% (4)	5.7% (16)	92.9% (262)	282
Minor Injuries Unit	0.7% (2)	4.1% (11)	95.1% (255)	268
Mental health services	0.9% (2)	0.5% (1)	98.6% (210)	213
Social Services	1.4% (3)	0.9% (2)	97.7% (215)	220
Other NHS provided services	0.5% (1)	4.1% (9)	95.5% (212)	222
			Other (please specify)	7
			answered question	435
			skipped question	95

40. How could access to healthcare be improved for residents of Witchford?		Response Count
		145
	answered question	145
	skipped question	385



41. Which, if any, of the following crimes and anti-social behaviour concern you in Witchford ?			
		Response Percent	Response Count
Theft		50.2%	227
Mugging		10.6%	48
Vandalism		62.4%	282
Drunkenness		21.7%	98
Not concerned		20.6%	93
Other (please specify)		8.8%	40
		<i>answered question</i>	452
		<i>skipped question</i>	78

42. If you had to contact the Police regarding a crime in Witchford in the last year, how would you rate their response?			
		Response Percent	Response Count
Good		4.8%	20
Reasonable		6.2%	26
Poor		7.9%	33
No contact		81.1%	338
		<i>answered question</i>	417
		<i>skipped question</i>	113

43. Would you like to join a Neighbourhood Watch Scheme?				
			Response Percent	Response Count
Yes			32.8%	144
No			29.4%	129
No opinion			28.0%	123
Already a member			9.8%	43
			answered question	439
			skipped question	91

44. How do you rate the postal service for Witchford?							
	Good	Reasonable	Poor	No opinion	Rating Average	Response Count	
Location of post boxes	49.7% (235)	44.4% (210)	4.2% (20)	1.7% (8)	1.58	473	
Number of post boxes	40.6% (185)	46.1% (210)	11.2% (51)	2.2% (10)	1.75	456	
Number of collections	31.9% (145)	49.0% (223)	15.8% (72)	3.3% (15)	1.91	455	
Number of deliveries	34.7% (157)	53.3% (241)	10.0% (45)	2.0% (9)	1.79	452	
Speed of service	36.0% (156)	50.1% (217)	6.5% (28)	7.4% (32)	1.85	433	
Time of delivery	33.3% (146)	48.7% (214)	12.5% (55)	5.5% (24)	1.90	439	
Other (please specify)						29	
						answered question	484
						skipped question	46

45. The Parish Council, District Council and County Council all have different roles and responsibilities. How aware are you of what each council does?						
	Fully aware	Quite aware	Not aware	No opinion	Rating Average	Response Count
Parish Council	16.8% (81)	44.2% (213)	34.9% (168)	4.1% (20)	2.26	482
District Council	13.1% (62)	39.5% (187)	41.8% (198)	5.7% (27)	2.40	474
County Council	12.7% (60)	40.1% (189)	41.4% (195)	5.7% (27)	2.40	471
	<i>answered question</i>					484
	<i>skipped question</i>					46




46. Would you like to be more informed of the roles of the Parish, District and County Councils?			
		Response Percent	Response Count
Yes		55.2%	246
No		44.8%	200
	<i>answered question</i>		446
	<i>skipped question</i>		84

47. The Parish Council is elected every four years. All councillors live in the village and are volunteers.			
	Yes	No	Response Count
Do you know how to contact the Parish Council?	73.5% (349)	26.5% (126)	475
Do you know that the Parish Council meetings are open to the public?	78.2% (366)	21.8% (102)	468
Do you know that the meeting minutes are printed in the Witchfordian?	97.7% (463)	2.3% (11)	474
Do you ever read the minutes?	91.3% (430)	8.7% (41)	471
Do you think that the Parish Council is effective?	83.3% (353)	16.7% (71)	424
	answered question		480
	skipped question		50





48. How often do you use the following shops and services in Witchford?							
	Daily	Weekly	Monthly	Less frequently	Never	Rating Average	Response Count
Post Office & Stores	10.8% (53)	44.0% (217)	23.1% (114)	18.7% (92)	3.4% (17)	2.60	493
Garage	0.4% (2)	1.3% (6)	3.4% (16)	48.9% (228)	45.9% (214)	4.39	466
Vegetable store on A142	0.6% (3)	16.0% (75)	14.9% (70)	36.8% (173)	31.7% (149)	3.83	470
Hairdresser	0.4% (2)	2.2% (10)	13.6% (63)	17.7% (82)	66.2% (307)	4.47	464
Mobile library	0.0% (0)	0.9% (4)	3.3% (15)	5.9% (27)	90.0% (413)	4.85	459
Dial a ride	0.2% (1)	0.7% (3)	1.1% (5)	2.0% (9)	96.0% (432)	4.93	450
Mobile Fish & Chips	0.0% (0)	2.0% (9)	5.1% (23)	24.1% (108)	68.8% (309)	4.60	449
Village Inn	2.2% (10)	5.5% (25)	17.0% (78)	47.2% (216)	28.2% (129)	3.94	458

Needham's Restaurant	0.0% (0)	0.2% (1)	3.8% (17)	41.7% (188)	54.3% (245)	4.50	451	
Social Club	0.7% (3)	7.7% (35)	6.4% (29)	18.6% (84)	66.6% (301)	4.43	452	
Chinese Takeaway	0.7% (3)	9.0% (41)	23.0% (105)	36.5% (167)	30.9% (141)	3.88	457	
Milkman	12.3% (54)	2.1% (9)	0.2% (1)	1.8% (8)	83.6% (366)	4.42	438	
Other (please specify)							15	
							answered question	498
							skipped question	32










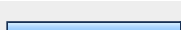
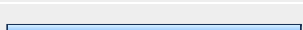

49. What other shops and services would you use, if they were made available in Witchford?		Response Count
		164
		answered question
		164
		skipped question
		366

50. How has the new ban on smoking in public places affected your use of the Village Inn, Social Club etc.?			Response Percent	Response Count
Go less often			2.3%	10
Go more often			20.8%	91
No change			76.9%	336
			answered question	437
			skipped question	93




51. How many times a month do you refer to the following information services?						
	More than 10 times	Between 5 and 10 times	Less than 5 times	Never	Rating Average	Response Count
The Witchfordian magazine	3.9% (18)	16.9% (78)	72.2% (333)	6.9% (32)	2.82	461
Village noticeboards	0.5% (2)	4.7% (21)	47.3% (210)	47.5% (211)	3.42	444
Witchford Online website	0.2% (1)	2.1% (9)	14.7% (64)	82.9% (360)	3.80	434
Internet to work from home	24.6% (106)	6.7% (29)	10.0% (43)	58.7% (253)	3.03	431
Internet for leisure or school	43.7% (193)	10.4% (46)	7.2% (32)	38.7% (171)	2.41	442
	<i>answered question</i>					466
	<i>skipped question</i>					64

52. If you wish to move home within Witchford but are unable to, is this because of:			
		Response Percent	Response Count
Price		52.7%	88
Lack of suitable housing to buy		39.5%	66
Lack of local authority/housing association		4.2%	7
Lack of private rented accommodation		2.4%	4
No suitable sheltered housing		8.4%	14
Unable to afford the cost of moving		28.7%	48
	<i>answered question</i>		167
	<i>skipped question</i>		363

53. What types of homes are needed in Witchford ?

		Response Percent	Response Count
Large estates		1.2%	5
Small estates		14.4%	62
Sheltered housing		14.6%	63
Housing association		12.5%	54
Shared ownership		14.6%	63
Detached		12.7%	55
Terraced		6.3%	27
Flats		8.3%	36
Park homes		3.2%	14
In-fill only		24.5%	106
There is no need for any of them		41.4%	179
Other (please specify)		4.2%	18
		<i>answered question</i>	432
		<i>skipped question</i>	98




54. If you were buying a new home in Witchford, how important would the following features be to you:					
	Important	Not important	Not required	Rating Average	Response Count
Parking for more than two cars	66.3% (275)	22.7% (94)	11.1% (46)	1.45	415
Larger than average garden	51.2% (200)	35.0% (137)	13.8% (54)	1.63	391
Nearby open space or park	62.2% (244)	25.3% (99)	12.5% (49)	1.50	392
Nearby children's play area	23.7% (89)	39.9% (150)	36.4% (137)	2.13	376
Energy efficiency	86.0% (350)	11.1% (45)	2.9% (12)	1.17	407
More than three bedrooms	35.8% (136)	41.8% (159)	22.4% (85)	1.87	380
Fewer than three bedrooms	24.9% (83)	44.0% (147)	31.1% (104)	2.06	334
Other (please specify)					23
answered question					438
skipped question					92





55. There is pressure from government to have more social housing in new developments. Do you agree?			
		Response Percent	Response Count
Yes		23.5%	108
No		53.6%	246
Don't know		22.9%	105
answered question			459
skipped question			71

56. East Cambs. District Council is the local planning authority for Witchford and makes the final decision (except for major projects such as the Waste Plan). What is your opinion of the way the planning system and consultation is implemented in Witchford ?			Response Percent	Response Count
Totally satisfied			4.4%	20
Quite satisfied			34.7%	159
Quite dissatisfied			17.5%	80
Very dissatisfied			11.6%	53
No opinion			31.9%	146
			answered question	458
			skipped question	72

57. How could the planning consultation process be improved?		Response Count
		100
		answered question
		100
		skipped question
		430



58. Would you support further business and industrial development at the following sites in or around Witchford?			Response Percent	Response Count
Lancaster Way			77.8%	305
Sedgeway Business Park			72.4%	284
Small businesses, working from home			57.4%	225
			answered question	392
			skipped question	138




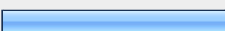
59. How often do you visit the Youth Club?			
		Response Percent	Response Count
Never		92.3%	48
Rarely		3.8%	2
Often		3.8%	2
		answered question	52
		skipped question	478

60. What areas in the village do you play or meet in?			
		Response Percent	Response Count
Victoria Green (play park)		63.6%	21
Common Road Wooden Park		39.4%	13
Recreational Ground		42.4%	14
Other (please specify)		27.3%	9
		answered question	33
		skipped question	497

61. Which sports and social activities do you attend?				
	In Witchford	Outside Witchford	Do not attend	Response Count
Fitness club	24.3% (9)	10.8% (4)	64.9% (24)	37
Swimming pool	7.0% (3)	58.1% (25)	34.9% (15)	43
Football club	10.5% (4)	18.4% (7)	71.1% (27)	38
Cricket club	3.0% (1)	6.1% (2)	90.9% (30)	33
Golf club	0.0% (0)	2.9% (1)	97.1% (33)	34
Scouts	8.8% (3)	2.9% (1)	88.2% (30)	34
Guides	18.9% (7)	0.0% (0)	81.1% (30)	37
Riding	8.8% (3)	11.8% (4)	79.4% (27)	34
			Other (please specify)	11
			answered question	46
			skipped question	484

62. Do you believe that that there are enough facilities for young people in the village?			
		Response Percent	Response Count
Yes		15.2%	10
No		69.7%	46
No opinion		15.2%	10
		answered question	66
		skipped question	464



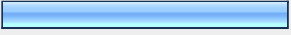


63. Would you support the building of more facilities for young people?			Response Percent	Response Count
Yes			79.7%	51
No			10.9%	7
No opinion			9.4%	6
			answered question	64
			skipped question	466

64. What new youth facilities would you use, if they were available in Witchford?			Response Percent	Response Count
Skateboard park			37.1%	13
Sheltered seating			45.7%	16
Basketball play area			45.7%	16
Other (please specify)			31.4%	11
			answered question	35
			skipped question	495

65. How do you get to and from your social activities?			
		Response Percent	Response Count
Bus		12.2%	6
Bicycle		32.7%	16
Motorcycle		0.0%	0
Walk		65.3%	32
Lifts		75.5%	37
Other (please specify)		18.4%	9
		<i>answered question</i>	49
		<i>skipped question</i>	481

66. In your opinion, what are the three most important issues concerning Witchford?			
		Response Percent	Response Count
1.		100.0%	297
2.		79.8%	237
3.		58.9%	175
		<i>answered question</i>	297
		<i>skipped question</i>	233

67. Would you be prepared to pay a higher council tax to meet some of the needs of Witchford ?				
	Yes	No	No opinion	Response Count
More guaranteed grass cutting	13.7% (55)	77.1% (310)	9.2% (37)	402
A specific youth facility	26.6% (107)	62.2% (250)	11.2% (45)	402
More dog poo bins	10.8% (42)	77.6% (301)	11.6% (45)	388
			Other (please specify)	37
			answered question	420
			skipped question	110

68. How should the results of this survey be made known?			
		Response Percent	Response Count
At a public meeting		21.9%	98
In the Witchfordian		98.0%	439
On the Website		40.4%	181
In a public report		22.3%	100
At a drop-in session		7.1%	32
		answered question	448
		skipped question	82

69. Please enter your postcode:		
		Response Count
		520
	answered question	520
	skipped question	10

70. Please use this box for any other comments:

		Response Count
		66
	<i>answered question</i>	66
	<i>skipped question</i>	464